



MRL-III-660D /1~1000mW

**RED DIODE LASER  
At 660nm**





Diode red laser 660nm is made features of ultra compact, long lifetime, low cost and easy operating, which is widely used in measurement, spectrum analysis, laser lighting show, etc.



**SPECIFICATIONS**

Wavelength (nm)	660 ± 5		
Output power (mW)	>1, 100, 200, ... , 1000		
Transverse mode	Near TE <sub>00</sub>		
Operating mode	CW		
Power stability (rms, over 4 hours)	<1%, <3%, <5%		
Warm-up time (minutes)	<5		
M <sup>2</sup> factor	<20		
Beam divergence, full angle (mrad)	<2.5		
Dimensions of beam at the aperture (mm)	~5×8		
Beam height from base plate (mm)	24. 8		
Polarization ratio	>50:1		
Pointing stability after warm-up (mrad)	<0.05		
Operating temperature (°C)	10~35		
Power supply (90-264VAC or 5VDC)	PSU-III-LED	PSU-III-FDA	PSU-III-OEM
Modulation option	TTL/Analog 1Hz-5KHz, 1Hz-10KHz, 1Hz-30KHz, and TTL on/off		
Expected lifetime (hours)	10000		
Warranty	1 year		



MxL-III-660D	PSU-III-LED	PSU-III-FDA	PSU-III-OEM
 136(L)×73(W)×46. 2(H) mm <sup>3</sup> , 0.6kg	 153 (L) ×155(W) ×92 (H) mm <sup>3</sup> , 1.5kg	 133 (L) ×130(W) ×65 (H) mm <sup>3</sup> , 1.2kg	 100 (L) ×62(W) ×56 (H) mm <sup>3</sup> , 0.2kg
