



MRL-I-655 /1~1000mW

**RED DIODE LASER  
At 655nm**




Diode red laser 655nm is made features of ultra compact, long lifetime, low cost and easy operating, which is widely used in measurement, spectrum analysis, laser lighting show, etc.



SPECIFICATIONS

Wavelength (nm)	655 ± 10	
Output power (mW)	>1, 100, 200, ... , 1000	
Transverse mode	Near TE <sub>00</sub>	
Operating mode	CW	
Power stability (rms, over 4 hours)	<1%, <3%, <5%	
Warm-up time (minutes)	<5	
M <sup>2</sup> factor	<20	
Beam divergence, full angle (mrad)	<2.5	
Dimensions of beam at the aperture (mm)	~5×8	
Beam height from base plate (mm)	24. 8	
Polarization ratio	>50:1	
Pointing stability after warm-up (mrad)	<0.05	
Operating temperature (°C)	10~35	
Power supply (90-264VAC or 5VDC)	PSU-I-OEM	PSU-III-OEM
Modulation option	TTL/Analog 1Hz-5KHz, 1Hz-10KHz, 1Hz-30KHz, and TTL on/off	
Expected lifetime (hours)	10000	
Warranty	1 year	



MxL-I-655	PSU-I-OEM	PSU-III-OEM
 <p>130 (L) ×36(W) ×40.2(H) mm<sup>3</sup>, 0. 3 kg</p>	 <p>105 (L) ×47(W) ×38(H) mm<sup>3</sup>, 0. 2 kg</p>	 <p>100 (L) ×62(W) ×56 (H) mm<sup>3</sup>, 0.2kg</p>
