



MDL-W-447 /8000~20000mW


HIGH POWER BLUE DIODE LASER at 447NM


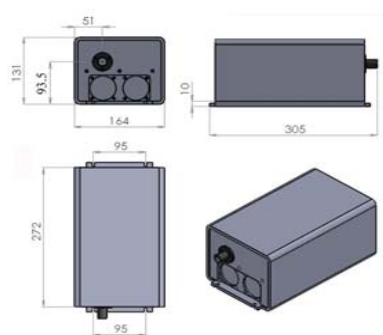

Diode blue laser at 447nm is made features of round spot, long lifetime, low cost and easy operating, which is widely used in measurement, spectrum analysis, laser lighting show, etc.



SPECIFICATIONS

Wavelength (nm)	447±5		
Output power (W)	>8	>10, 12	>20
Operating mode	CW		
Power stability (rms, over 4 hours)	<1%, <3%, <5%		
Warm-up time (minutes)	<5		
Beam divergence, full angle (mrad)	<2.0×0.5		
Dimensions of beam at the aperture (mm)	6×5	11×5	11×10
Beam height from base plate (mm)	93.5		
Operating temperature (°C)	10~35		
Power supply (90-264VAC or 12VDC)	PSU-W-FDA		
Modulation option	TTL/Analog 1Hz-5KHz, 1Hz-10KHz, 1Hz-30KHz, and TTL on/off		
Expected lifetime (hours)	10000		
Warranty	1 year		



MDL-W-447	Dimensions	PSU-W-FDA	Dimensions
 <p>305 (L) ×164(W) ×131 (H) mm³, 8.4 kg</p>		 <p>307 (L) ×168(W) ×123(H) mm³, 5.1 kg</p>	