


Coarse Wavelength Division Multiplexer – CWDM

> add & drop, 2 channels



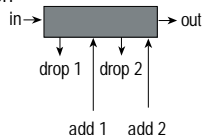
Features

- Device functions as add and drop unit for two CWDM channels
- Micro-hybrid design in a sealed metal housing
- Epoxy-free optical path
- RoHS compliant per EU Directive 2002/95/EC
- Tested in accordance with Telcordia GR-1209/1221, central office

Applications

- Metro Core, Metro Access, Metro Enterprise, Cable TV, 3G Telephony (UMTS), Datacomm, WAN, RFTS
- Analog and digital transmission systems

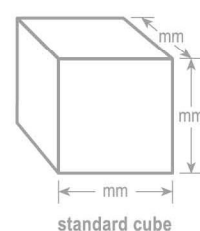
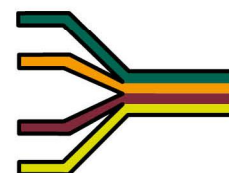
Specifications

Parameters	Coarse Wavelength Division Multiplexer – add & drop (all values refer to single mode)						
Channels	2 add & 2 drop channel						
Center Wavelength [nm]	choice of 2 wavelength within <u>one</u> band						
Band 1 (red band)	1471 / 1491 / 1511 / 1531 / 1551 / 1571 / 1591 / 1611						
Band 2 (blue band)	1271 / 1291 / 1311 / 1331 / 1351 / 1371 / 1391 / 1411 / 1431 / 1451						
	other wavelength upon request; please contact CUBO						
Optical Bandwidth	> 13 nm						
Insertion Loss *	in -> out	< 1.7 dB					
	in -> drop, add -> out	< 1.9 dB					
Isolation 	adjacent channel at drop port	> 30 dB	standard version	> 60 dB	high isolation version		
	non-adj. channel at drop port	> 40 dB		> 60 dB			
	add channel at drop port	> 50 dB		> 60 dB			
	drop channel at out port	> 27 dB		> 27 dB			
	Isolation Spectral Range Band 1 (red)	1460-1620 nm					
	Isolation Spectral Range Band 2 (blue)	1260-1460 nm					
Return Loss *	> 45 dB (50 dB typ.)						
Directivity	> 50 dB						
Polarization Dependent Loss	< 0.2 dB						
Max. optical power	250 mW						
Operating Temperature	0°C to 70°C (-40°C to 85°C on request)						
Storage Temperature	-40°C to 85°C (when removed from plastic package)						
Package Dimensions	19 x 15.5 x 9 mm ³						

* With passband, valid over full temperature range and at all states of polarization but without connector losses.

Additional components according to your specifications on request! Please contact Cube Optics for further details.

Our COLOR-Cubes bring color into play.



standard cube

All information contained herein is believed to be accurate and is subject to change without notice. No responsibility is assumed for its use. Cube Optics AG, its subsidiaries and affiliates, or manufacturer, reserve the right to make changes without notice, to product design, product components and product manufacturing methods. Some specific combinations of options may not be available. Please contact Cube Optics AG for more information.

Cube Optics AG



Ordering Information

Indicate your requirements by selecting one option from each configuration table. Please write the corresponding codes in the available boxes to form your part number. For more information on this or other products and their availability, please contact Cube Optics AG at +49-6131-69851-0 or via e.mail at sales@cubeoptics.com, or visit our website at www.cubeoptics.com.

Ordering example: CA-2-C-D-0-S-02-2-B-15

CA - - - - - - 0 - - -

no. of channels	code
2 add & drop	2

optional features	code
None	0
High isolation	H

Center wavelength of add & drop channel	code
1611 nm	A
1591 nm	B
1571 nm	C
1551 nm	D
1531 nm	E
1511 nm	F
1491 nm	G
1471 nm	H
1451 nm	I
1431 nm	J
1411 nm	K
1391 nm	L
1371 nm	M
1351 nm	N
1331 nm	O
1311 nm	P
1291 nm	Q
1271 nm	R

Center wavelength of add & drop channel	code
1611 nm	A
1591 nm	B
1571 nm	C
1551 nm	D
1531 nm	E
1511 nm	F
1491 nm	G
1471 nm	H
1451 nm	I
1431 nm	J
1411 nm	K
1391 nm	L
1371 nm	M
1351 nm	N
1331 nm	O
1311 nm	P
1291 nm	Q
1271 nm	R

housing	code
Standard add & drop	S

Fiber length	code
0.5 m	A
1 m	B
0.3 m	T
0.35 m	U
0.4 m	V

Connector in/out	code
none	0
SC/PC	1
FC/PC	2
SC/APC**	3
FC/APC**	4
LC/PC	5
MU/PC	6
E2000	7
E2000/IHRL**	8
ST/PC	9

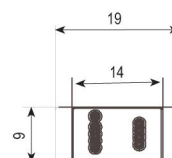
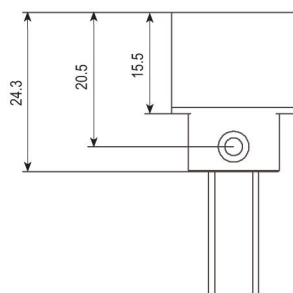
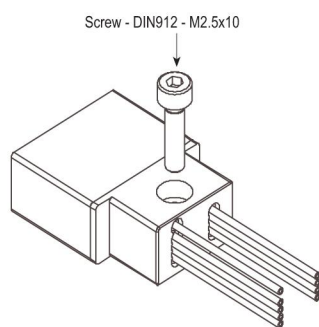
fiber type an packaging	code
Corning SMF-28™ (9,125,250 μm) 900 μm loose tube	1
Corning SMF-28™ (9,125,250 μm) 250 μm coating	2
Multi mode fiber GI (50,125,250 μm) 900 μm loose tube	3*
Multi mode fiber GI (50,125,250 μm) 250μm coating	4*

in/out put if the device is regarded as demultiplexer connectors only available in combination with loose tube fiber protection
** 8° angular polishing

* Configuration is not reflected by this datasheet.

Further configuration on request!

Standard Add & Drop housing



units [mm]