


C-NS STANDARD SINGLEMODE COUPLERS

Features:

- Low insertion loss
- Customized packaging available
- Environmentally stable

Applications:

- Telecommunications
- Local area network
- FTTH deployments
- Video transmission
- Fiber optic sensing
- Testing instruments
- CATV
- Point to point systems
- Wide area networks



Performance Specifications:

ITEM		Standard Singlemode Couplers (50:50)	
Operating Wavelength, nm		1310 ± 10 or 1550 ± 10	
Grade		Super (S)	High (H)
Typical Excess Loss, dB		0.06	0.15
Uniformity, dB		0.5	0.9
Thermal Stability, dB (peak-peak)		≤0.2	≤0.3
Polarization Stability, dB		≤0.1	≤0.15
Port Configuration		1 x 2 or 2 x 2	
Insertion Loss, dB		Please refer to the coupling ratio vs. insertion loss chart	
Directivity, dB		≥50 (1 x 2), ≥60 (2 x 2)	
Reflectance, dB		≥55	
Operating Temperature, °C		-40 ~ +85(*)	
Storage Temperature, °C		-55 ~ +85	
Package Options (for different pigtailed)	1. coated fiber (250μm)	T5, MA, MB, M3	
	2. loose tube (900μm)	TA, MA, MB, M3	
	3. PVC cable (3.0μm)	A1, MA, MB, M3	

Note: 1. The packaging option codes are explained in Appendix.

2. * 0°C ~ +70°C for 900μm, 2.0mm, or 3.0mm cable.

3. Coupling ratio option: 1:99 to 50:50

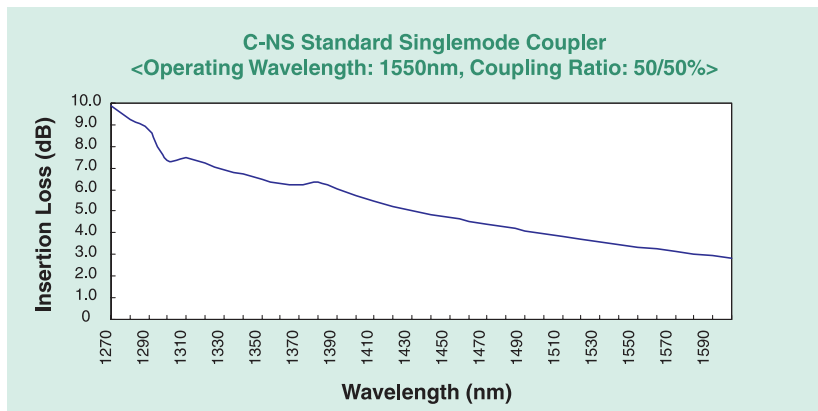
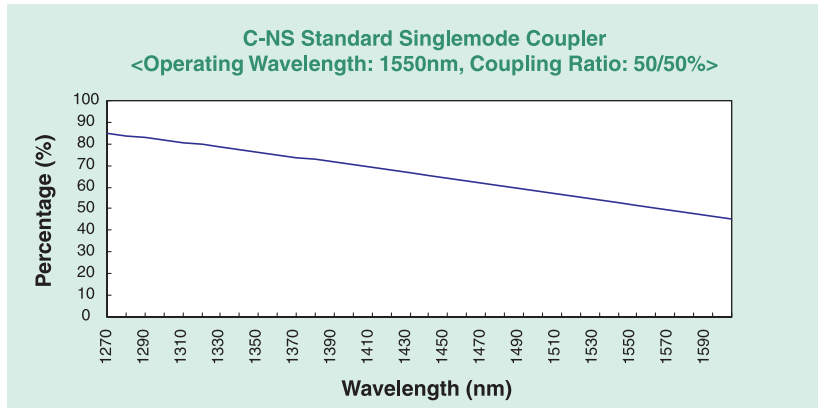
STANDARD SINGLEMODE COUPLERS

Coupling Ratio VS. Insertion Loss:

Coupling Ratio (%)	Insertion Loss (dB)	
	Super Grade (S)	High Grade (H)
50 / 50	3.4	3.6
40 / 60	4.4 / 2.5	4.7 / 2.8
30 / 70	5.7 / 1.8	6.0 / 2.0
20 / 80	7.5 / 1.2	8.0 / 1.4
10 / 90	10.8 / 0.7	11.5 / 0.9
5 / 95	14.6 / 0.4	15.5 / 0.6
1 / 99	21.6 / 0.2	22.0 / 0.3

*Without Connector Loss

Spectral Performance:



STANDARD SINGLEMODE COUPLERS

Ordering Information:

C - NS - □□ - □□ - □ - □□□□ - □□ - □□ / □□

Fiber Type

A	Corning SMF-28e+	J	G.657. A1 fiber
B	Dispersion-shift fiber		
X	Others, please specify		

Package Option (for both ends)

C	T5 with coated fiber
D	MA/MB with coated fiber
L	TA with loose tube cable
M	MA/MB/M3 with loose tube cable
O	A1 with PVC 2.0mm cable
Q	A1 with PVC 3.0mm cable
R	MA/MB/M3 with PVC 3.0mm cable
S	MA/MB/M3 with adaptors
X	Others, please specify

Coupling Ratio

01 ~ 50 please specify

Grade

S	Super
H	High

Port Number

12	1 x 2
22	2 x 2

Pigtail Length (for each port)

10	1 meter	05	0.5 meter
20	2 meter	15	1.5 meter
00	Modulized	XX	others, please specify

Wavelength

13	1310nm
15	1550nm
XX	Others, please specify

Connector Type (Input / Output)

FC	FC type	AP	FC/APC type
SC	SC type	AS	SC/APC type
ST	ST type	LC	LC type
MU	MU type	NC	None
XX	Others, please specify		